



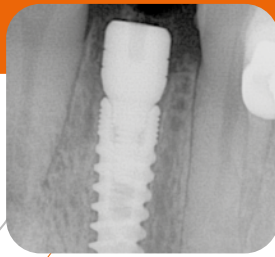
one

SIMPLICITY WITHIN REACH

Direct USB intraoral sensor



THE INTRAORAL SENSOR
THAT IS ACCESSIBLE AND EASY TO USE



THE CONCENTRATION OF TECHNOLOGY MAKES INTRAORAL IMAGING EVEN EASIER



Endodontics



Prosthetic and
implant surgery



Periodontics



Caries
diagnosis



All in one

Design and ergonomic sensor with leading-edge CMOS technology

Simple

Easy installation: direct USB connection and 3 metre cable

Accessible

Technology at your fingertips

Adaptable

Fits into your practice



All in one

One is an intraoral sensor equipped with CMOS technology. Its ergonomics and design have been conceived to adapt perfectly to your practice. The rounded corners and bevelled edges of the device provide you and your patient a true ease of positioning.

The comfort in the mouth is optimised by the thinness of the sensor and cable.

Simple



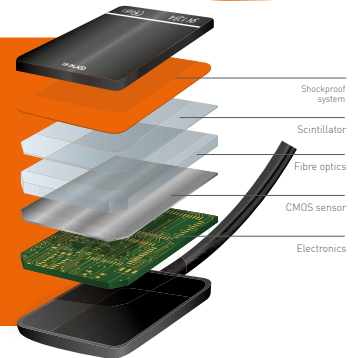
Thanks to its direct USB connection, the **One** sensor is very easy to use in single or multi workstation setups. The length of the cable (3 meters) affords greater flexibility of installation, regardless of the layout of your practice.



Accessible



With **One**, you can equip your practice with a device boasting the very latest CMOS technology at a very affordable price. This compact technology (combination of an optical fibre, scintillator and shock absorption system) is the mark of high reliability equipment.



Adaptable



The **One** sensor is available in two sizes (#1 and #2) to suit your working methods (bitewing, retro-alveolar, posterior, etc.). It can be used for periodontics, endodontics, prosthetic and implant surgery and also for the diagnosis of tooth decay.

TECHNICAL FEATURES

Sensor	CMOS
Outer dimensions of the sensor (length x width x thickness)	39 x 25 x 5 mm (#1) 43 x 31 x 5 mm (#2)
Sensitive surface	30 x 20 mm (600 mm ²) - (#1) 34 x 26 mm (900 mm ²) - (#2)
Surface in pixels	1500 x 1000 pixels (#1) 1700 x 1300 pixels (#2)
Sensor cable length	3 m
Grey levels	14 bits (16384 grey levels)
Connection	Standard USB: USB 2.0 High-Speed (480Mbit/s) and USB 3.0



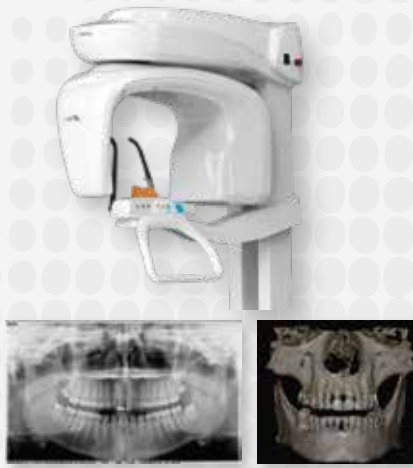
One is 100% integrated with Quickvision. You can therefore save your images directly in the dental plan of your patient.



Finally, the device is completely water-tight. You have a choice of disinfection methods (spraying, dipping and more).

DIGITAL WORKFLOW OWANDY RADIOLOGY

A COMPREHENSIVE RANGE TO MEET ALL YOUR REQUIREMENTS



2D/3D UNITS



CEPHALOMETRIC UNITS



HF INTRA-ORAL GENERATOR



FACE SCAN
.PLY IMPORT



QUICKVISION 3D



INTRAORAL
PLATE SCANNER



DENTAL IMPRESSIONS
.STL IMPORT



SURGICAL
GUIDE

DIGITAL USB
INTRAORAL CAMERA



EXPORT TO
3D PRINTER



DIRECT USB
SENSORS



BR_ONE_EN_REV02

